



Tribhuvan University

Institute of Engineering

Pulchowk Campus

Tracer Study Report: 2016 BE Graduates

Submitted to:
Pulchowk Campus
Institute of Engineering (IOE)
Tribhuvan University

Submitted by:
Arbin Maharjan
Assistant Professor
Assistant Campus Chief

Date: 03/04/2021

TRACER STUDY REPORT COMMITTEE

COORDINATOR

Mr. Arbin Maharjan
Assistant Campus Chief (Administrative)

MEMBERS

Dr. Ajay Kumar Jha, Coordinator, Research Management Cell
(RMC), QAA Division

Mr. Daya Sagar Baral, Director, Centre for Information
Technology (CIT)

Mr. Sushant Chalise, Teaching Assistant, CIT

Mr. Suresh G.C, Member Secretary

ADVISORY COMMITTEE

Dr. Indra Prasad Acharya, Campus Chief, Pulchowk Campus

Dr. Arun Kumar Timalsina, Coordinator, IQAC Chief, QAA
division

ACKNOWLEDGEMENT

I acknowledge the help and assistance provided by different people during the preparation of this tracer study report without whom this work would not have been completed. I am grateful to Mr. Shiva Krishna Duwa, former Assistant campus chief, Pulchowk campus for providing me continuous encouragement throughout the completion of this report. My special thanks to Associate Prof. Dr. Arun Timilsina, IQAC-chief and Associate Prof. Dr. Ajay Kumar Jha, Co-ordinator, Resarch Management cell and Mr. Daya Sagar Baral, Director-Centre for Information Technology for their continuous guidance/suggestions in framing up this work and helping me prepare the tracer study questionnaires for the graduates. I am very much thankful to all of them for providing their valuable time and efforts despite of their busy schedules in their professional life. I express my genuine thanks to Mr. Sushant Chalise who immensely helped me with data collection and arrangement.

Lastly, I would like to express my sincere thanks to Associate Professor Dr. Indra Prasad Acharya, campus chief, Pulchowk campus for encouraging me continuously in delivering my best for strengthening the administrative works to improve the academic standards of the campus.

Arbin Maharjan
Assistant Professor
Assistant Campus Chief (Administrative)

EXECUTIVE SUMMARY

Pulchowk Campus was awarded with the “Best Constituent Campus Award” by Nepal Government, Ministry of Education, Science and Technology in 2019. The campus also received the certificate of Institutional Accreditation by the University Grant Commission on the recommendation of the Higher Education Quality Assurance and Accreditation Council on March 06, 2020 AD. Thus, to maintain the prestige and dignity of campus and these awards, Pulchowk campus will never compromise the educational standard necessary to be exercised and implemented for providing better teaching learning environment.

Pulchowk campus has begun tracing their graduates and collecting the data since July, 2020. This is the first ever tracer study carried by pulchowk Campus and the main objective of this tracer study is to figure out the employment status of the BE graduates of 2016 from the campus and understand the needs of the market, the status of the quality of the engineering education offered at the campus and to enhance the employability and efficiency of graduates to meet their professional requirements. Such studies will be continued in the future and the sincere advice that we get from our graduates will be taken into account seriously to enhance the quality education being offered by the campus.

The data from the graduates were collected in the form of tracer study questionnaires prepared by taking reference of the University Grant Commissions (UGC) survey questionnaires. The questionnaires were particularly focused on knowing the current work status, their experience in their jobs, getting sincere suggestions/feedbacks about the degree program they obtained and about the teaching learning environment provided by the campus along with their thoughts on the various facilities (library, laboratory, internet, canteen etc.) provided here. Tracer study questionnaire was kept online on the web portal of the campus and also circulated to graduates via various contacting media such as emails, phone calls, and social media like Facebook, Twitter, regular posts etc. The responses collected were transferred to the excel file and analyzed to prepare necessary data tables and informative charts/figures.

This study follows the Tracer Study Report Outline provided by the UGC with slight but genuine modifications and includes the following sections. Introduction part is in section one which provides the background and discusses the rationale of the study followed by the objective of the study, scope and limitation of the study and closes by the discussion on the approach of data collection and analysis. Section two presents the data analysis part and major findings are summarized in section three. Section four discusses the implications for the institutional reform and lastly, section five presents the conclusions and recommendations.

Out of 432 BE students from six different bachelor degree program (BEX-48, BEL-48, BCE-192, BME-48, BCT-48 and BAE-48), total of 110 responses were collected with 29.1% female graduate responses and 70.9% male graduate responses. Of the 110 responses, 26 responses were from BCE graduates (23.64%) which is the highest and 8 responses were from BEX graduates (7.27%) which is the least. Regarding these graduates current working status, 76.25% are employed, 13.75% are self-employed while rest 10% are unemployed. Of the total respondents, 26-graduates are currently either working or studying abroad in countries like United States, Australia, Japan, Germany etc. 13-graduates are currently pursuing higher studies either as a PhD student or as a research assistant.

Regarding the relevancy of the degree the graduates obtained in their current job/study, 93% of graduates responded that it is relevant while 7% said the degree is not relevant. The knowledge gained by the graduates during their study period through the curriculum of bachelor's degree program plays a significant role in their work promotions as well as for their professional development. In this regard, 86% of BAE graduates responded unanimously that the knowledge they gained was adequate while on the contrary 86% of BCE graduates responded to inadequate/not enough for their job/work. Also, 30% of all graduate respondents found that they had a slight advantage in their work promotion as a BE graduate from pulchowk campus whereas 70% of respondents didn't experience any such advantage.

About the strength and weakness of the campus, 42.85% of graduates responded that the work placement facility at pulchowk campus is very weak. 31.25% graduates are unsatisfied with the academic research activities in the campus and 33% responded that the internship/attachment opportunity in the campus is not well established/poor. However, most graduates have responded with good status to teaching-learning environment, range of courses offered in the campus, relevance of the elective courses and other facilities provided at the campus. Of the total 110 graduates, 96.94% of the graduates answered that they are willing to provide any kind of help/support to Pulchowk Campus as an Alumni when required.

Through this tracer study it is found that pulchowk campus has strong and efficient academic practices. However, there are certain rooms for improvement like work placement and internship opportunities for students where, the campus needs to focus and implement seriously. Our graduates are the blue diamond of this campus and pulchowk campus is proud that they have always played a significant role in the development and implementation of engineering practices around the world.

CONTENTS

TRACER STUDY REPORT COMMITTEE.....	ii
ACKNOWLEDGEMENT	iii
EXECUTIVE SUMMARY.....	iv
CONTENTS	vi
LIST OF TABLES	vii
LIST OF FIGURES	vii
ACRONYMS/ABBREVIATIONS	viii
1. INTRODUCTION	1
1.1 Background.....	1
1.2 Objective of the study	1
1.3 Data collection - Instruments and approach	2
1.4 Scope and Limitations of the Study	2
2. DATA PRESENTATION AND ANALYSIS.....	2
2.1. Profile of Respondents	2
2.2. Employment and further study status of the graduates/respondents	4
2.3 Strength and Weakness of Campus.....	4
2.4. Graduates' opinion on possible improving factors for teaching-learning environment.....	6
2.5. Relevancy of program completed	6
2.6. Adequacy of knowledge gained by the graduates	7
2.7. Will to pursue further study at pulchowk Campus.....	8
2.8. Advantage to our graduates as an Alumni on their current professional work.....	8
2.9 Graduates will to help/support as an Alumni.....	9
3. MAJOR FINDINGS.....	10
3.1 Employment and further study status of the Graduates	10
3.2 Issues related to the quality and relevance of programs	10
3.3 Programs contribution to graduates professional and personal development	11
3.4 Issues related to teaching-learning, teacher-student relationship and quality of education delivered	11
3.5 Issues related to various facility provided in the campus	11
4. IMPLICATIONS TO INSTITUTIONAL REFORM	12
5. CONCLUSION AND RECOMMENDATIONS	12
APPENDICES.....	13

LIST OF TABLES

Table 1. Overall graduate responses from different degree programs

Table 2. Total graduate responses

Table 3. Current employment status of graduates

Table 4. Relevancy of program on the current job/study

Table 5. Adequacy of knowledge gained by graduates

Table 6. Will to pursue further study at pulchowk Campus

Table 7. Promotion based on degree

Table 8. Graduate responses on different education aspects

Table 9. Facilities for students in the campus

LIST OF FIGURES

Figure 1. Total graduate responses program-wise

Figure 2. Strength and weakness of campus

Figure 3. Improving factors for teaching-learning environment in the campus

ACRONYMS/ABBREVIATIONS

QAA - Quality Assurance and Accreditation

BE - Bachelor of Engineering

BCE - Bachelor of Civil Engineering

BAE - Bachelor of Architecture

BCT - Bachelor of Computer Engineering

BME - Bachelor of Mechanical Engineering

BEL - Bachelor of Electrical Engineering

BEX - Bachelor of Electronics Engineering

1. INTRODUCTION

1.1 Background

Pulchowk Campus is pioneer in starting the engineering education in Nepal. At present, it is one of the constituent campuses of TU having the status of Central Campus. This campus was awarded the “Best Constituent Campus Award” by Nepal Government, Ministry of Education, Science and Technology in 2019. The campus also received the certificate of Institutional Accreditation by the University Grant Commission on the recommendation of the Higher Education Quality Assurance and Accreditation (QAA) Council on March 06, 2020 AD. Thus, to maintain the prestige and dignity of campus and these awards, pulchowk campus will never compromise the educational standard necessary to be exercised and implemented for providing better teaching learning environment. At present, pulchowk campus has been offering Bachelor’s Degree courses in 8 disciplines and Master of Science courses in 23 engineering disciplines. First PhD intake was in 1997 (2054), but regular PhD admissions in various disciplines have been started from 2011. Currently, 53 scholars have been carrying PhD research in different disciplines. It is evident that the pulchowk Campus is playing a crucial role in the preparation of qualified human resources in the engineering sector needed for national development.

A large number of scholars have already graduated from the campus since its inception in 1997 and have been contributing for the betterment of the nation as well as in international countries. It is thus important to conduct the tracer study of the graduates and get information regarding their contribution in the society and in their work-field. Graduate tracer studies involve identification and follow-up of graduates from higher education institutions worldwide spurred by the need to give careful consideration to how graduates view their experiences they underwent during their degree study and their transition to the job market. Pulchowk campus has begun tracing their graduates and collecting the data since July, 2020. The present study is the first ever tracer study carried by pulchowk Campus however, the study will continue in the future and more data will be collected and the sincere advice that we get from our graduates will be taken into account seriously to enhance the quality education being offered by the campus.

In this study, graduates of 2016 in all disciplines of bachelor degree program were traced. The main objective of the study was to understand the interface between the programs offered by the campus and the employment prospects of the graduates. Understanding this interface is of crucial importance as it provides necessary inputs for restructuring the curricula and revamping the entire programs to make them job market oriented.

1.2 Objective of the study

Following are the objectives of this study:

- To determine the current employment status and whereabouts of graduates of the year 2016.
- To get sincere feedbacks from our graduates about their experiences they underwent during their degree study and their transition to the job market.
- To determine a relationship between their present occupation and the courses they finished in their bachelor’s degree program.
- To identify the cooperating industries/academic institutions that employed graduates from pulchowk Campus.

1.3 Data collection - Instruments and approach

Data collection for the Tracer study was done by survey method. We conducted a series of discussions and conversations both formal and informal to substantiate the data collection from our graduates. The tracer study questionnaire was taken from the website of the University Grants Commission, Nepal and used as a reference for developing questionnaires for the graduates. Each questionnaire was discussed thoroughly with equal emphasis and additional questions were added to get sincere suggestions/recommendations from our graduates. The developed tracer study questionnaire can be found in the appendices of this report. The population of this tracer study constituted the students who graduated in 2016 from all the disciplines of Bachelor of Engineering programs provided in pulchowk campus.

All possible efforts were made to collect questionnaires filled with sincere responses using all forms of communication system such as emails, phone calls, and social media like Facebook and Twitter, regular posts and through other ways like personal contact. The tracer study questionnaires were also kept on the web portal of pulchowk campus.

1.4 Scope and Limitations of the Study

The scope of this study is wide since it intends to gather data from graduates working not only in Nepal but also from other South-Asian countries, Europe, United States of America and Australia. This study was carried out to know the whereabouts and their current work status of our graduates. This is an attempt to bring sincere opinion/advises from our graduates experiences they underwent during their bachelor degree and the transition to their job/study. A substantial amount of data from female-29.1% were collected. This information could be of immense use for gender analyses on various aspects of educational researches at the campus and also the professional advancements of our graduates.

The study is limited to the graduate students of six different bachelor degree programs offered by the campus in the year 2016. The time for data collection/questionnaires was only 2 months. Data collection was a challenge as most of the graduates have either changed their contact or address but however, all possible efforts were made to collect the questionnaire using all forms of communications system such as emails, phone calls, and social media like Facebook and Twitter, regular posts etc.

2. DATA PRESENTATION AND ANALYSIS

2.1. Profile of Respondents

In 2016 there were six bachelor degree programs with a total graduate number of 432. The degree programs were Bachelor in Civil Engineering (BCE), Bachelor in Architecture (BAE), Bachelor in Computer Engineering (BCT), Bachelor in Mechanical Engineering (BME), Bachelor in Electrical Engineering (BEL) and Bachelor in Electronics and Communication Engineering (BEX). The graduates from these degree programs were the main focus in this study.

Out of 432 students, the total number of graduate responses collected were 110. Table 1 shows the overall graduate responses received from different degree programs. Amongst the six different bachelor programs in 2016, highest number of responses was from BCE (23.64%) whereas, lowest number of responses was from BEX (7.27%) program.

Table 1. Overall graduate responses from different degree programs

S.N.	Degree program	No. of graduates	No. of responses	Percentage (%)
1.	BAE	48	20	18.18
2.	BCE	192	26	23.64
3.	BCT	48	14	12.73
4.	BEL	48	19	17.27
5.	BEX	48	8	7.27
6.	BME	48	23	20.91
	Total	432	110	100

Figure 1 shows total male and female graduate responses program-wise of the academic year 2016. Of the total 110 graduate responses, 32 responses i.e. 29.1% were from female graduates whereas, 78 responses i.e. 70.9% were from male graduates as given in table 2.

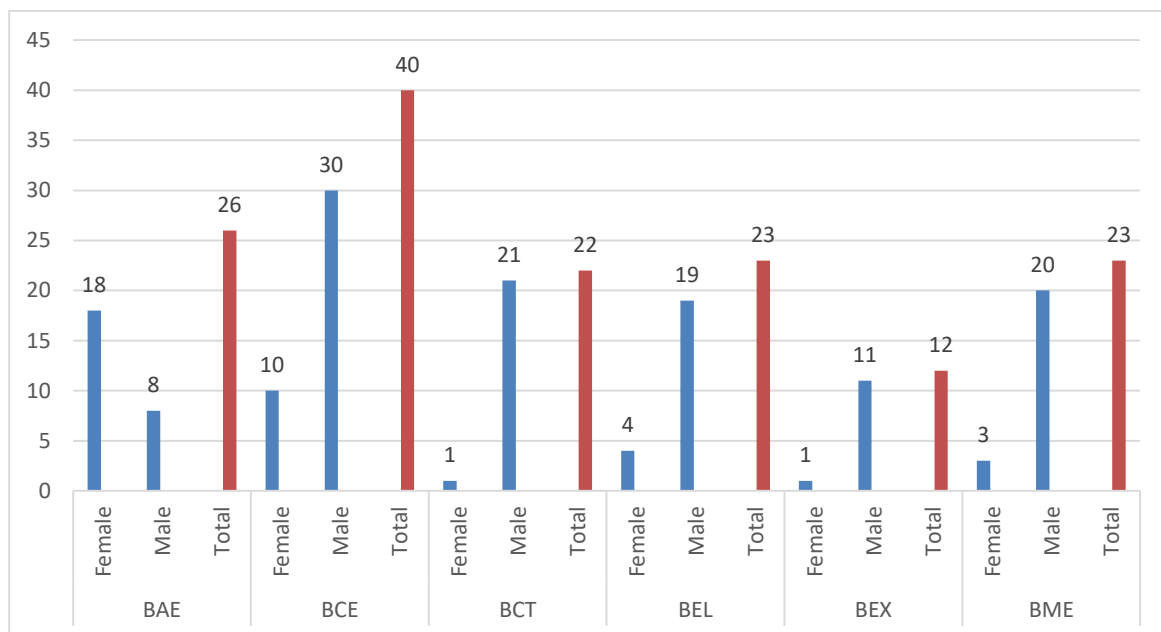


Figure 1. Total graduate responses program-wise

Table 2. Total graduate responses

Gender	Frequency	Percentage (%)
Female	32	29.1
Male	78	70.9
Total	110	100

2.2. Employment and further study status of the graduates/respondents

Getting to know the employment status of our graduates is one of the most important aspect of this tracer study. Campus will be recognized and evaluated based on the acceptance of its graduates in different organizations/universities both in national and international levels. It is found that majority of our graduates-76.25% are employed in some form of organizations/universities, 13.75% are self-employed and 10% of our graduates are unemployed. Self-employment of our graduates is a positive sign that, our graduates are also willing to try and build their own identity through their hard efforts in this competitive engineering industry/market. Of the total respondents, 26-graduates are currently either working or studying abroad in countries like United States, Australia, Japan, Germany etc. 13-graduates are currently pursuing higher studies either as a PhD student or as research assistant. Out of the 26-grdauates majority of the graduates-16 are in United States. Table 3 shows the current employment status of our graduates.

Table 3. Current employment status of graduates

Current Employment Status	Frequency		Percent
Self Employed	15		13.75 %
Service in an organization	Private	Government	76.25 %
	48	36	
	Total	84	
Unemployed	11		10.00 %
Total	110		100 %

2.3 Strength and Weakness of Campus

This study also focused on getting sincere advises from our graduates about the major strength and weakness of the campus to get insight on what efforts can really be done by the campus to uplift its academic standards and to deliver better quality education to our students. Figure 2 shows a chart with various academic practices carried by pulchowk campus like range of courses offered, quality of education delivered, library and laboratory facilities etc. along with the sincere responses obtained from our graduates that is judged based on the index from 0 to 5. The index 0 represents very weak response, 1 represent weak response, 2 represents satisfactory response, 3 represents good response, 4 represents very good response and 5 represents excellent response

from the graduates. The graduates could choose multiple options to give their opinion on this tracer study questionnaire provided to them.

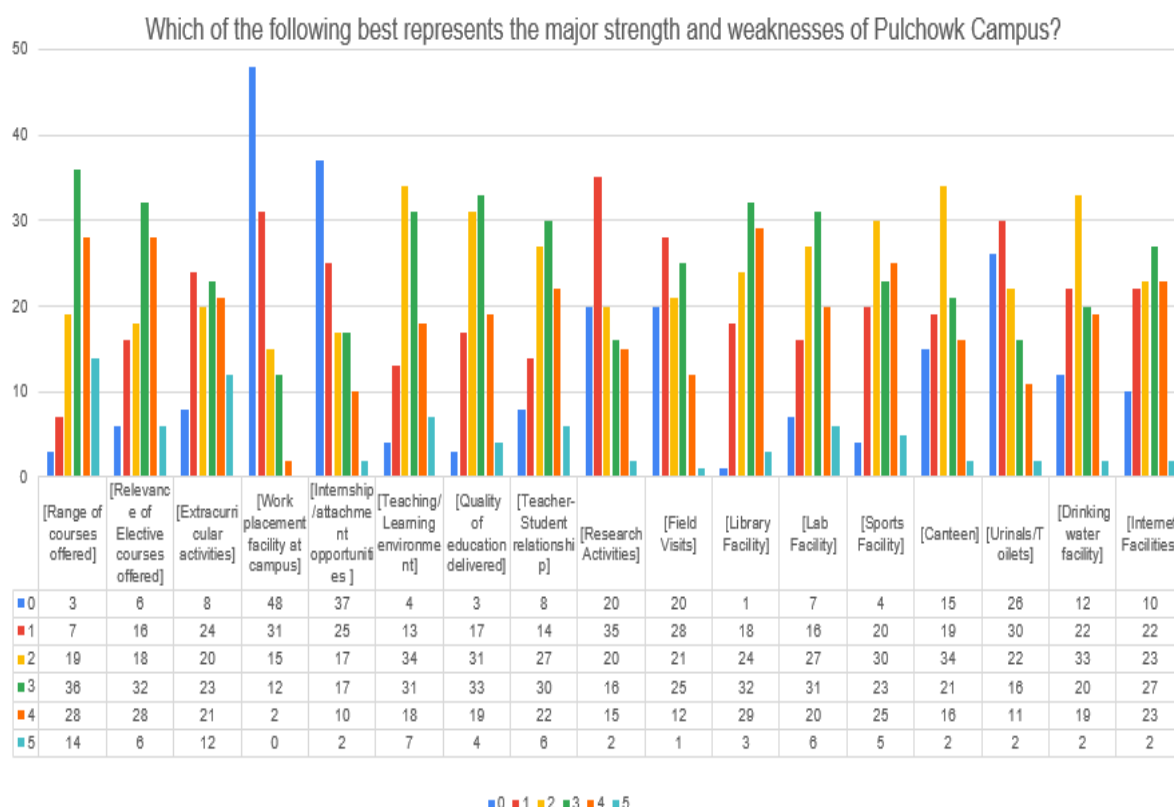


Figure 2. Strength and weakness of campus

It can be seen that out of the 110 respondents, 42.85% of graduates responded that the work placement facility at pulchowk campus is very weak. 31.25% graduates are unsatisfied with the research activity work in the campus. Also, 33% responded that the internship/attachment opportunity in the campus is not well established/poor. Most Graduates have responded with fair/good status to teaching/learning environment, range of courses offered in the campus, relevance of the elective courses, extra-curricular activities, quality of education delivered, teacher-student relationship, educational field visits, library and lab facilities, sports; canteen and other basic facilities like drinking water, internet facilities and number of toilets.

The result obtained give us insight that pulchowk campus needs to create opportunities for students for their work placement/internship in the industry also a strong student-based research activity should be developed to uplift the teaching-learning environment in the campus.

2.4. Graduates' opinion on possible improving factors for teaching-learning environment

The teaching-learning environment in the Campus is the most important aspect that governs the development of the institution as well as create positive impact in the society. This study was also concentrated on finding out the lacking/shortcomings on the campus such that necessary actions could be taken to improve the teaching-learning environment on the campus. Different options were provided to the graduates where they could select multiple options on the question provided.

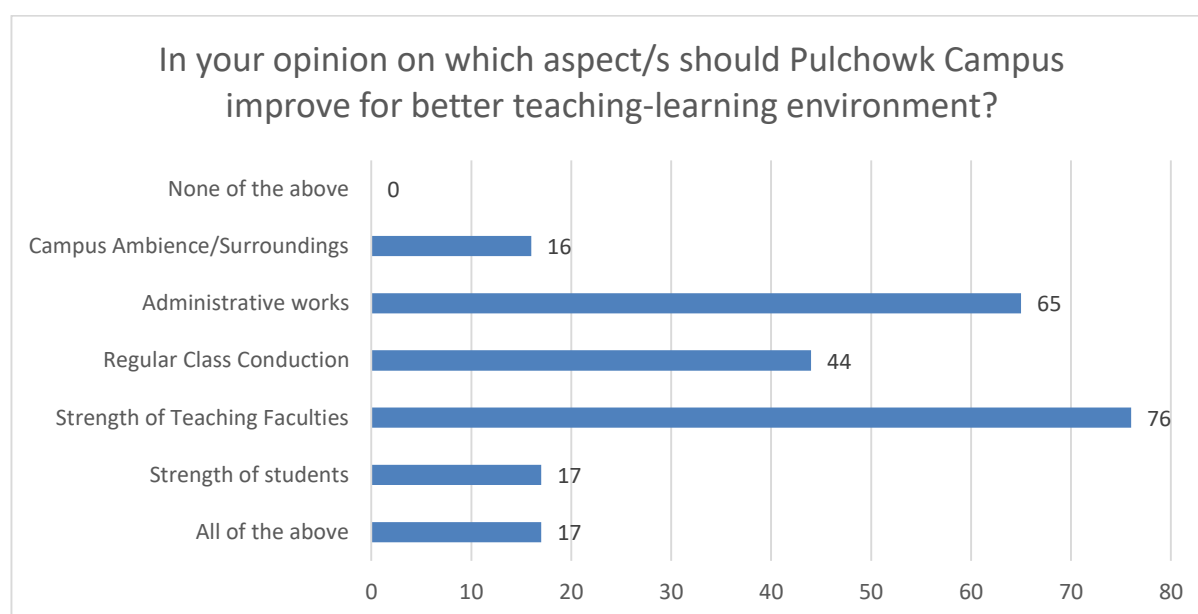


Figure 3. Improving factors for teaching-learning environment in the campus

The opinion from the students is presented on the chart above. The result shows that there are many rooms for improvement by the campus to improve/strengthen teaching-learning environment by the campus.

2.5. Relevancy of program completed

It was worth getting feedback from the graduates about the relevancy of the bachelor program they have completed on their current status of professional work/internship or study. Table 5 depicts that out of total 110 respondents, 93% of graduates responded that their current job/study was relevant whereas 7% of the respondents did not find the program relevant to the current job/study. This question gave us an insight that most of our graduates are working under the same field as of their bachelor degree program.

Table 4. Relevancy of program on the current job/study

Program	Response Frequency	
	YES	NO
BAE	20	-
BCE	26	-
BCT	14	-
BEL	16	3
BEX	5	3
BME	21	2

2.6. Adequacy of knowledge gained by the graduates

This tracer study gave us insight on the adequacy of knowledge gained by our graduates during their Bachelor level study for their self-development/promotions and smooth day to day working on their current employing organizations. Of the total respondents, 86% of BAE graduates responded unanimously to “Adequate” while only 14% of BAE graduates respondent that the knowledge they gained was insufficient. On the contrary, 86% of BCE graduates responded “Not enough” while only 14% said that the knowledge they gained was sufficient. The responses of graduates from different bachelor degree program is presented in table Table 4.

Table 5. Adequacy of knowledge gained by graduates

Program	Adequate	More than enough	Not enough
BAE	86%	N/A	14%
BCE	14%	N/A	86%
BEL	60%	N/A	40%
BEX	50%	N/A	50%
BME	50%	25%	25%
BCT	79%	N/A	21%

2.7. Will to pursue further study at pulchowk Campus

The questionnaire on finding out interest of our graduates on pursuing higher studies on pulchowk campus itself was given in order to get an insight on what our graduates really think about our ongoing master's program on different departments of the campus. It was found that 64% of our graduates were willing to pursue their further studies at pulchowk Campus whereas 36% were not interested as given in table 6.

Table 6. Will to pursue further study at pulchowk Campus

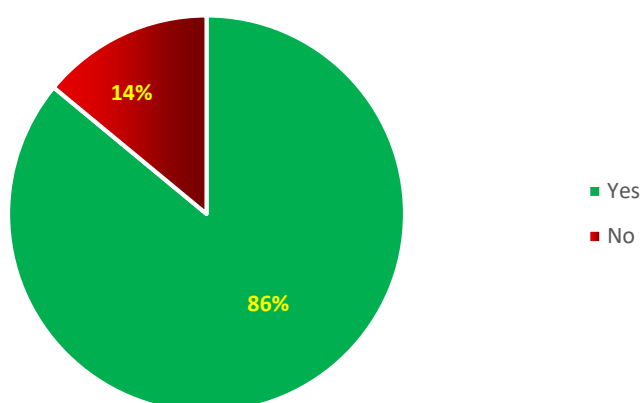
Program	Response Frequency	
	YES	NO
BAE	13	7
BCE	22	4
BCT	2	12
BEL	15	4
BEX	6	2
BME	12	11

Out of the total respondents from BCE, 85% of graduates were interested in pursuing their further studies at pulchowk campus on the contrary, out of the total respondents from BCT, 86% of graduates were not willing to pursue their further studies at pulchowk campus.

2.8. Advantage to our graduates as an Alumni on their current professional work

To find out if our graduates were given slight advantage based on their degree from pulchowk campus some of the questions were given on the survey.

2.8.1. Were you valued being our Alumni?



The pie chart above shows that 86% of respondents found that they had slight advantage being an alumnus of pulchowk campus whereas 14% of respondents never had such advantage.

2.8.2 Were you promoted based on your degree?

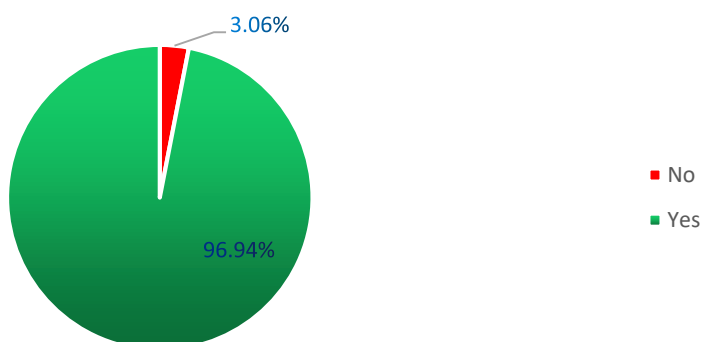
It was worth finding out if our graduates were given advantage on their work promotions based on the degree, they obtained from pulchowk campus. This question gave us an insight on the importance of our degree in the competitive market. Out of the total respondents 30% of our graduates replied that they were given advantage on their work promotions while 70% replied that they were not given any advantage.

Table 7. Promotion based on degree

Programs Completed	YES	NO
BAE	8 %	10 %
BCE	9 %	16 %
BCT	2 %	11 %
BEL	5 %	12 %
BEX	2 %	5 %
BME	4 %	16 %
Total	30 %	70 %

2.9 Graduates will to help/support as an Alumni

It is always satisfying and relieving when one can contribute to the institution that has given so much for them in their personal and professional life. A question was added such as to know the graduates will to help/support the campus. This was a crucial data that could help us gather resource person not just on a monetary prospective but also in the capacity as a facilitator, researcher for building the faculty strength and boosting up of research work in the institution such as to improve the teaching-learning environment. 96.94% of the graduates answered with willing to provide their valuable help/support to pulchowk Campus as Alumni when required whereas 3.06% are not willing to help.



Of the total 110 graduates, 68-graduates are willing to contribute the campus as a resource person. 37-graduates are willing to contribute as facilitator in bringing industrial collaboration

to pulchowk campus. 34-graduates are willing to contribute as a part of bringing new initiatives like research/scholarships that require collective funding, 19-graduates have left the question unanswered. Similarly, 9 graduates were willing to provide other help or support to pulchowk Campus as Alumni when required.

Which of the following help/support would you be willing to provide to Pulchowk Campus as an Alumni when required?	
Options	No. of Responses
Contribute in the capacity as a resource person	68
Work as a facilitator in bringing industrial collaboration to Pulchowk Campus	37
Be part of new initiatives (Scholarships/Awards, Research etc.) that requires collective funding	34
Others	9
Blank	19

3. MAJOR FINDINGS

This section summarizes the major findings from the tracer study. In the year 2016, 432 students graduated from pulchowk campus in six different disciplines of bachelor programs they are Bachelor in Civil Engineering (BCE)-192, Bachelors in Architecture (BAE)-48, Bachelors in Computer Engineering (BCT)-48, Bachelor in Mechanical Engineering (BME)-48, Bachelor in Electrical Engineering (BEL)-48 and Bachelors in Electronics and Communication Engineering (BEX)-48. Out of 432 graduates, 110 of them took part in the tracer study. Of these 110 graduates, 78-male and 32-female graduates were traced.

3.1 Employment and further study status of the Graduates

Out of 110 graduates, 84-graduates (76.25%) had full time job in an organization, 15-graduates (13.75%) are self-employed and 11- graduates (10%) are unemployed. 48-graduates are employed on private organizations while, 36-graduates are working on governmental/public organizations. Of the total 110-respondents, 26-graduates are currently either working or studying abroad in countries like United States, Australia, Japan, Germany etc. 13-graduates are currently pursuing higher studies either as a PhD student or as research assistant. Out of the 26-graduates majority of the graduates-16 are in United States.

3.2 Issues related to the quality and relevance of programs

Out of 110 participants, 97% of graduates of 2016 considered that the bachelor programs they have studied is highly relevant to their current study/job. About 30% of graduates said that the quality of education delivered, range of courses offered including electives are good in the campus.

3.3 Programs contribution to graduates professional and personal development

86% of our graduates responded that they had slight advantage as an Alumni of pulchowk campus in their professional life. About 30% of our graduates were given advantage on their work promotion based on the degree of our campus.

3.4 Issues related to teaching-learning, teacher-student relationship and quality of education delivered

Of the 110 graduates, 51% graduates find that the teaching learning environment is good in the campus while 31% are satisfied. Similarly, 51% graduates said teacher student relation in the campus is good while 28% finds satisfactory. With respect to the quality of education delivered in the campus, 53% of graduates find it good while 25% finds it satisfactory. The responses as obtained from graduates is tabulated in table 8 below.

Table 8. Graduate responses on different education aspects

Criteria	Good	Very good	Excellent	Satisfactory
Teaching learning environment	31	18	7	34
Teacher student relationship	33	19	4	31
Quality of education delivered	30	22	6	27

3.5 Issues related to various facility provided in the campus

There are various facilities like library, laboratory, internet, sports etc. provided at the campus for the student's educational benefit and good teaching learning environment. The responses from 110 graduates is presented in table 9. On average, more than 50% of graduates find the facilities like Library (58.18%) and Laboratory (51.81%) good and about 21.8% and 24.54% graduates find them satisfactory. An average of 48% and 47.27% of graduates find the sports and internet facilities good respectively. While 27.27% and 20.9% finds sports and internet facility satisfactory respectively. Other facilities like canteen, urinals and drinking water also had good response from our graduates.

Table 9. Facilities for students in the campus

Facilities	Good	Very good	Excellent	Satisfactory
Library	32	29	3	24
Laboratory	31	20	6	27
Canteen	21	16	2	34
Sports	23	25	5	30
Urinals	16	11	2	22
Drinking water	20	19	2	33
Internet	27	23	2	23

4. IMPLICATIONS TO INSTITUTIONAL REFORM

The findings of this tracer study suggested that the campus needs to develop ways to facilitate graduates from different degree programs for their work placement as well as internship opportunities. Apart from that, the campus should exercise and implement academic research activities for the bachelor degree students in both national and international level. Apart from that, the study indicated that the knowledge gained by the bachelor degree students from different engineering stream is found insufficient for their further works/studies and hence, necessary actions should be taken to include curriculum that is industry/market oriented and that will be helpful on a broad spectrum for graduate's professional development and for higher level studies.

5. CONCLUSION AND RECOMMENDATIONS

This tracer study concludes that our graduates are highly utilized in the industry as majority of the graduates are either job holders or pursuing higher education both in national and international companies/universities. The bachelor degree obtained by the graduates is highly relevant to their current status of work/study. Graduates from pulchowk campus are given slight advantages in their professional life and higher education this is because of the well-established reputation of the campus in both national and international level. The campus has good academic practices with strong relationship between teacher and student. Also, the teaching-learning environment and the quality of education delivered to the students in the campus is good/fair. The facilities provided to the students in the campus like library, laboratory, internet and sports are good while there is room for improvement when it comes to facilities like canteen, urinals and drinking water.

Considering the findings from the tracer study, it is recommended that the campus should develop good academic research activities for the students. Apart from that, the campus should develop strong ties with the industry and other universities both in national and international level to facilitate graduates from different degree programs for their work placement/higher education as well as internship opportunities. It is also recommended that the campus should work on developing better curriculum for bachelor degree programs that meets up the requirements of the current industry/market along with broad roadmap for obtaining higher educational degrees in national as well as international universities.

APPENDICES

TRACER STUDY QUESTIONNAIRE

Dear Graduates,

Pulchowk Campus is establishing a system for tracing our graduates and keeping records on their work status, further studies, and various activities that they have been involved in after their graduation. In addition, the campus is interested in getting comments and feedback from our graduates which will be taken into account as sincere advice and inputs for better future planning and provide further educational needs to enhance the quality education being offered by the campus. The results of this tracer study will only be presented in summary form and individual responses will be kept strictly confidential. We would, therefore, highly appreciate you for completing the following questionnaire at your earliest convenience.

Thank you for your kind cooperation and support. Thank you for your kind cooperation and support

A. PERSONAL INFORMATION:

(First Name)

(Middle Name)

(Surname/Family Name)

[illegible]

1. Name:

2. Present Address:

.....

3. Permanent Address:

.....

1

4. Gender:

Male

Female

5. Date of Birth: / / (Date Format: MM/DD/YYYY)

6. Program Completed: ☐ BCE ☐ BME ☐ BAE

☐ BEX

☐ BCT

BEL

7. Enrolled Year:

8. Passed Year: (As per transcript's **Passed Year**)

9. Phone No: (Mobile / Residence / Office) /
/.....

10. Email ID:

11. Electronic Social Network ID:

i. Facebook:

ii. Instagram:

iii. Any other, please specify: ID:

B. EMPLOYMENT INFORMATION:

1. Name of the Organization:

.....

2. Type of Organization: ☐ Private ☐ Public ☐ NGO/INGO ☐ Government ☐ Other:
.....

3. Employment Type: ☐ Full time ☐ Part time

4. Current Designation:

5. Job appointment date: (Date Format: MM/DD/YYYY)

In the case of **Self Employment**:

i. Starting Year:

ii. Type of work / profession:

C. ABOUT PULCHOWK CAMPUS

1. Which of the following best represents the major strength and weaknesses of Pulchowk Campus?
[Excellent = 5 Very good=4 Good=3 Satisfactory=2 Weak=1 Very Weak = 0]

SN	Particulars	Please tick under the number which best suits your answer					
		0	1	2	3	4	5
1	Range of courses offered						
2	Relevance of Electives courses offered						
3	Extracurricular activities						

4	Work placement facility at campus						
5	Internship / attachment opportunities						
6	Teaching / Learning environment						
7	Quality of education delivered						
8	Teacher Student relationship						
9	Research Activities						
10	Field Visits						
11	Library facility						
12	Lab facility						
13	Sports facility						
14	Canteen						
15	Urinals/Toilets						
16	Drinking water facility						
17	Internet Facilities						
18	Other strengths / weaknesses (please specify)						

2. Which of the following are the good aspects of Pulchowk campus?

- ☐ Strength of Teaching Faculties
- ☐ Regular Class Conduction
- ☐ Strength of students
- ☐ Administrative works
- ☐ Campus Ambience/Surroundings
- ☐ All of the above
- ☐ None of the above

3. In your opinion on which aspect/s should Pulchowk Campus improve for better teaching-learning environment?

- ☐ Strength of Teaching Faculties
- ☐ Regular Class Conduction
- ☐ Strength of students
- ☐ Administrative works
- ☐ Campus Ambience/Surroundings
- ☐ All of the above

☐ None of the above

4. Is your current job/study relevant to the program you have completed?

☐ Yes

☐ No

5. Does the knowledge you gained from the courses offered during your study level enough for your current job?

☐ More than enough

☐ adequate

☐ not enough

6. Would you be willing to pursue your further study in Pulchowk Campus?

☐ Yes

☐ No

D. OTHERS

1. Were you promoted based on the degree you gained from Pulchowk Campus?

☐ Yes

☐ No

2. In your personal experience, have you ever observed any such situation, where other people have valued/ranked you as a special one because of your Pulchowk Campus Alumnus status?

☐ Yes

☐ No

3. IF PURSUING HIGHER STUDY:

i. Enrolment Year: (Year/Month)

ii. Program:

iii. Level:

iv. Campus/University:

.....

v. Campus/University Address:

.....

4. Would you be willing to provide your valuable help/support to Pulchowk Campus as Alumni when required?

☐ Yes

☐ No

5. Which if the following help/support would you be willing to provide to Pulchowk Campus as Alumni when required?

☐ Contribute in the capacity as a resource person

☐ Work as a facilitator in bringing industrial collaboration to Pulchowk Campus

☐ Be part of new initiatives (Scholarships/Awards, Research, etc) that require collective funding

☐ Others:

6. Contact Address/s of your friend/s, who graduated in the same year:

[Note: Please provide contact address of your colleagues whom you know from your batch. This will help us to effectively complete this tracer study. (Eg: 1. Name, contact no., email id, social network id)]

i. Name: Contact No / Email ID / SNID:

.....

ii. Name: Contact No / Email ID / SNID:
.....

ii. Name: Contact No / Email ID / SNID:
.....

[SNID - Social Network ID: You can use additional sheet if you have information of more of your friends of your batch.]

7. Please provide your suggestions/recommendations for the betterment of Pulchowk Campus:

.....
.....
.....

E. TO BE FILLED BY CAMPUS:

Academic Information of the Graduate:

Program Completed: Level:
.....

Registration Number: Campus Roll No:
.....

Passed Year: *(Passed year in transcript)*

Verified by:

Name: Designation:
.....

Signature:

Campus Stamp:

